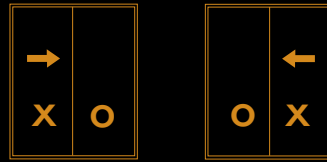
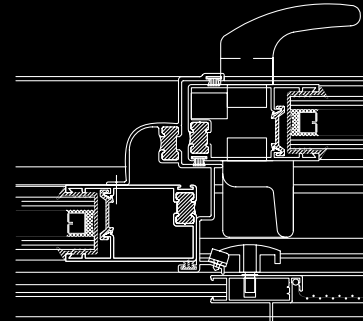


# ALUMINUM DOORS - STANDARD SIZES

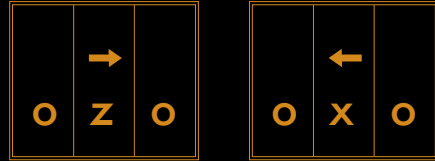
Configurations as Viewed from Exterior



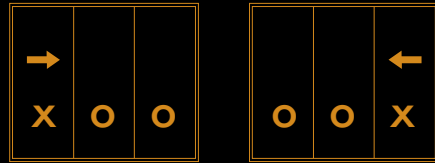
Product Code	Frame Size
5068	59 5/8" x 79 5/8"
6068	71 5/8" x 79 5/8"
8068	95 5/8" x 79 5/8"



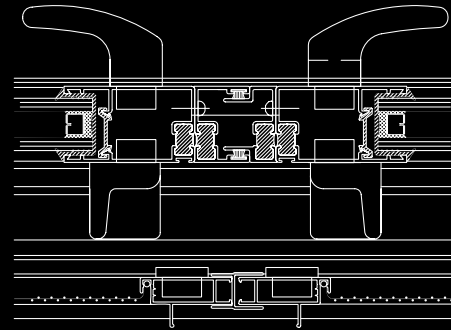
OXO Parting Astragal



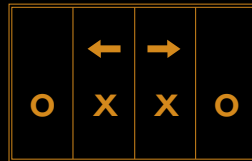
Product Code	Frame Size
7668	89 3/4" x 79 5/8"
9068	107 3/4" x 79 5/8"
12068	143 3/4" x 79 5/8"



Product Code	Frame Size
7668	90 1/8" x 79 5/8"
9068	108 1/8" x 79 5/8"
12068	144 1/8" x 79 5/8"



OXXO Bi-Parting Astragal



Product Code	Frame Size
10068	119 1/2" x 79 5/8"
12068	143 1/2" x 79 5/8"
16068	191 1/2" x 79 5/8"

### Series 1200 Test Data

The Sunview Series 1200 Sliding Door has been tested to American and Canadian standards with very good results.

STANDARD	TEST SIZE	CONSTRUCTION		RATING	CONDENSATION	U-VALUE
CGSB 82.1-M89	72 X 80	standard	clear	A3, B3, C2, E3 F1	D1	N/A
AAMA 101/I.S.2-97	96 X 82	standard	Low-E	SGD-C40	CRF 56	0.31
AAMA 101/I.S.2-97	123 X 96	tubular meeting rails		SGD-HC40	CRF 56	0.31
		2 1/4" sill	Low-E			

Distributed By:



[www.sunviewdoors.com](http://www.sunviewdoors.com)

enhanceyourhome



**SERIES 1200**  
THERMO-SLIDING PATIO DOOR





FEATURES

DESIGN FLEXIBILITY

Doors can be configured up to 6 panels wide in the same perimeter frame in any combination of fixed and operable panels. Coupling members are available to join longer doors together to fill any opening or to create a continuous glass façade. Transoms and fixed sidelites are also available to complete the design.

ARCHITECTURAL FINISHES

Standard electrostatic baked enamel in white or dark bronze colour. Also available in all enamel, fluorocarbon, anodized, and high performance finishes to meet any custom specification.

DUAL SPLIT FINISHES

Sunview's innovative design gives the owner or architect the option of having different finishes on the inside and outside of the door at a very nominal cost.

DIVIDED LITES

Optional horizontal muntin construction within the sash panels provides a unique architectural feature and accommodates the use of different types of glass within the same door

SILL FINISH OPTION

Mill finish aluminum sills are standard, but optional painted or anodized sills with stainless steel tracks are available as a custom feature.

INSULATING GLASS

Standard glazing is 1" clear tempered sealed insulating glass, or upgrade to Low-E coated glass and argon gas for greater energy performance and condensation resistance in cold climates. Glass can also be supplied colour tinted or reflective to meet all custom architectural specifications.

DRAFT PROTECTION

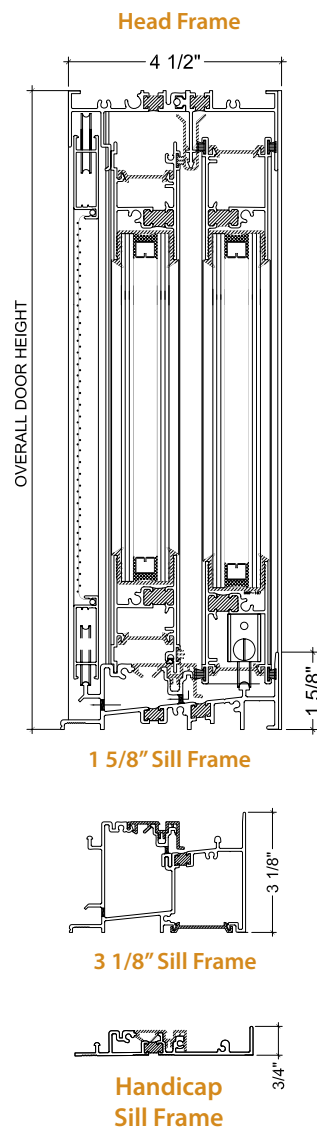
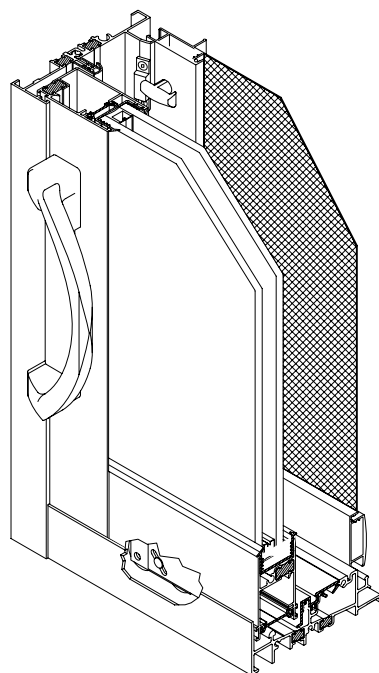
Full perimeter double fin-seal weather stripping greatly reduces air passage through the door creating a comfortable, draft free living space.

DECORATIVE GRILLE OPTION

Colonial style standard white grilles installed between the double glass lites are available, or can be custom finished to match the door colour, even when the inner and outer finishes are different.

OPERABLE BLIND OPTION

Venetian style blinds installed between the double glass lites are available in a standard white finish.



HARDWARE

A range of fully adjustable lock sets and handles are available to satisfy all aesthetic tastes and budgets. For added protection optional security bars, key locks, and anti-lift blocks are available. Position locks can be added to provide security against entry while leaving the door open for ventilation.

EASY OPERATION

Doors roll quietly and smoothly on adjustable tandem steel ball bearing rollers. Panels are independently adjustable to achieve the utmost in ease of operation and protection against the elements. Optional stainless steel rollers are available for coastal climates.

ACCESSIBILITY

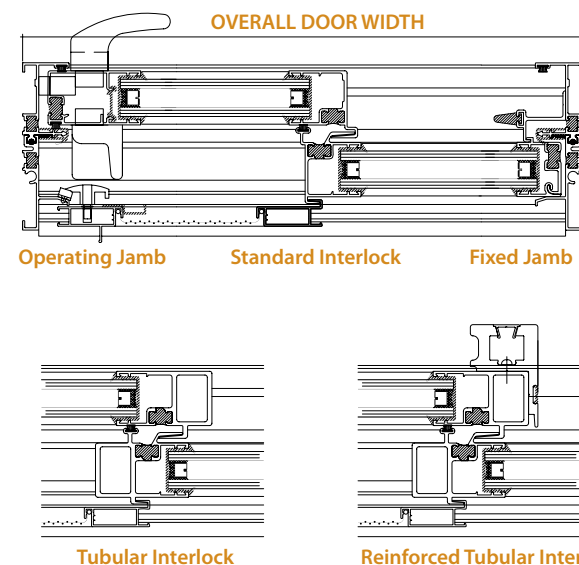
Sunview offers an optional low rise sill for wheelchair passage.

DOUBLE THERMAL BARRIER

A double structural thermal barrier in all framing sections minimizes heat flow and condensation and eliminates the thermal bridging that occurs in single thermal break products.

RAIN PROTECTION

A range of sill heights are available to provide protection against water penetration for mild to severe climates.



STRENGTH

A range of panel construction options are available to provide protection against wind conditions from mild to harsh, from low rise to high-rise. Unique telescoping panel joint construction provides a rigid and twist free assembly.

INSECT PROTECTION

Adjustable screen rollers in the top and bottom of the screen frame provide smooth fingertip operation of the screen without tipping or binding. The screen interlocks with the door panel to create seamless protection against insects entering the living space. Black fiberglass mesh comes as standard, or opt for black or bright aluminum or pet mesh.

REVERSIBILITY

Standard height door panels are fully reversible even after installation.

TRANSOMS AND SIDELITES

Sunview manufactures a joining fixed glazed system that mates with their sliding door systems to allow for greater flexibility in aesthetic and architectural applications.

EASY TO INSTALL

Frames and panels are shipped in pre-fabricated k.d. kits with all necessary hardware and instructions for trouble free and quick installation.

SERIES 1200

Sunview's 1200 Series Aluminum Door is available in virtually any colour, and our innovative design lets you match your room colour on the inside of the door with a different colour on the outside to complement any façade. A range of standard construction and glass options lets you tailor the door to weather any climate: from moderate to severe and our accessories gives you the ability to create the look you want to "Enhance Your Home". Our responsive service oriented staff will get your custom order done quickly at a price to satisfy your budget.

VERSATILE, BEAUTIFUL, BUDGET CONSCIENCE, AND QUICK